

How to set up My Flowsheet

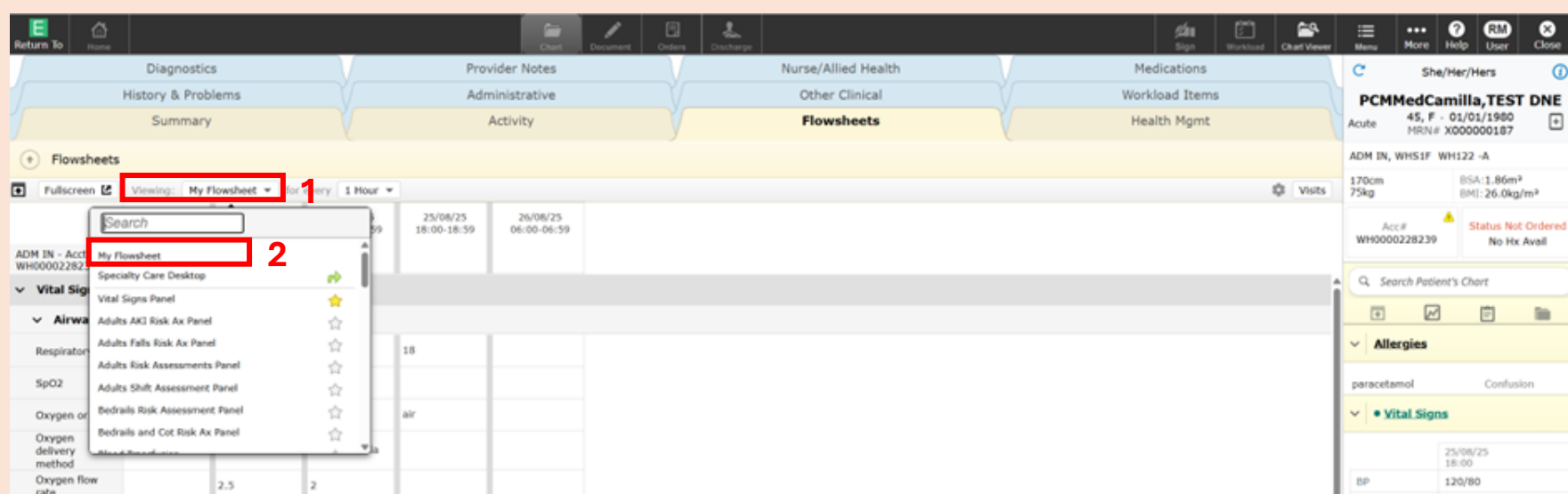
What is 'My Flowsheet'?

- Viewing the Flowsheets Tab in the chart, patient data is combined into a single time-oriented flowsheet. The clinical panels within the Flowsheets tab house different groups of information. Users can also create a personalized flowsheet called 'My Flowsheet' to view specific pieces of EMR data according to their personal preference.

1. Open My Flowsheet

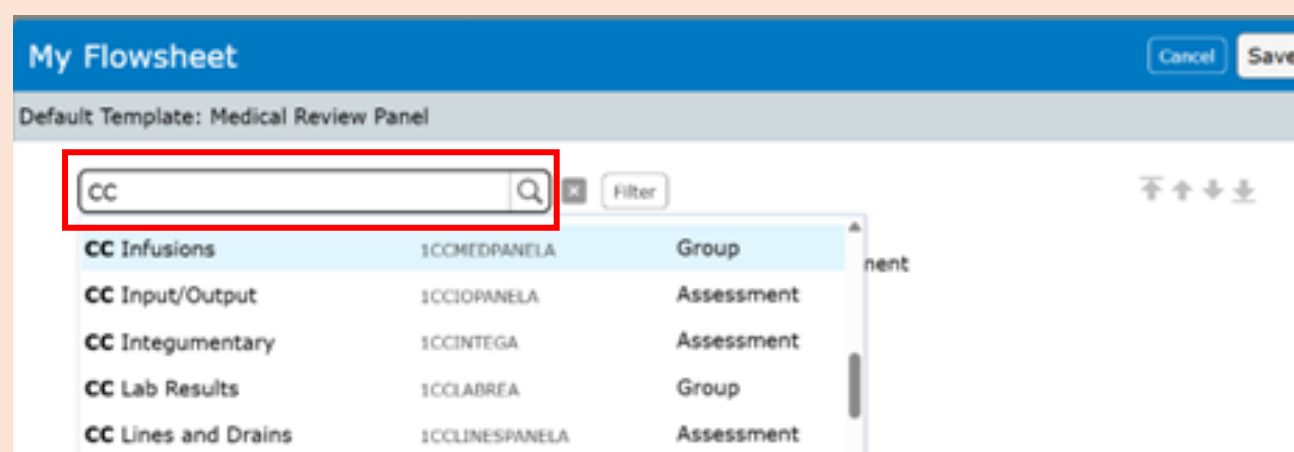
- Once you select the Viewing: drop-down arrow **1**, My Flowsheet is found at the top of the drop-down list in the Flowsheets Tab of the chart. Select My Flowsheet **2** to see the items already added to your personalized flowsheet. The default view is the Medical Review panel.

Clinical Home screen > Chart > Flowsheets Tab > Viewing: drop-down list

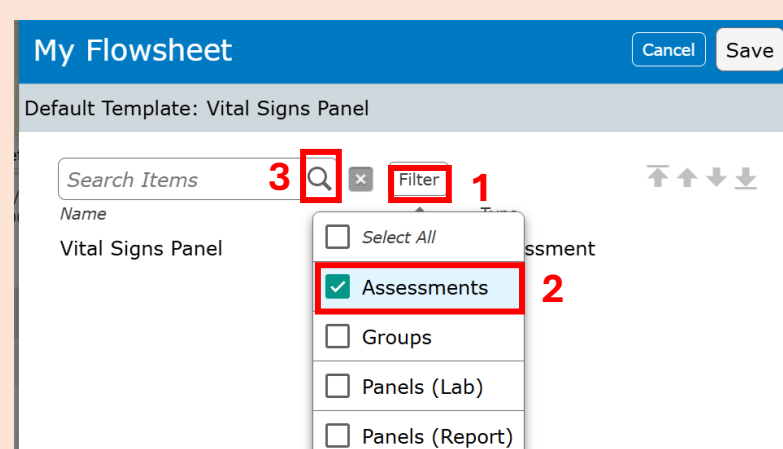
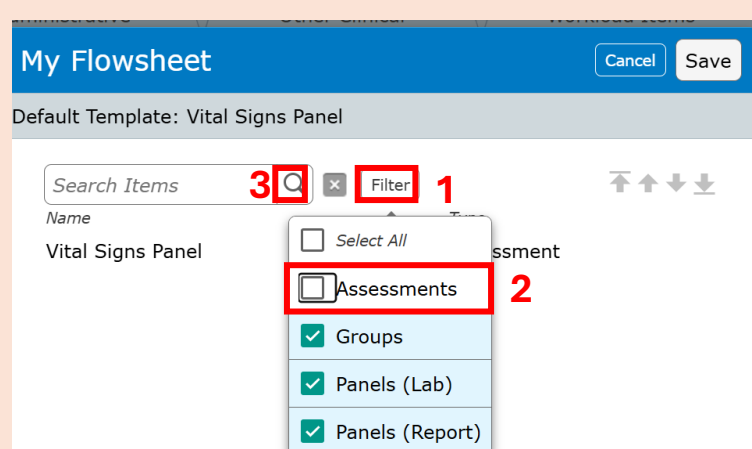


2. My Flowsheet overlay – add items

- The My Flowsheet overlay now displays. Here you can add an assessment or clinical panel group entry using the type-ahead Search field at the top of the overlay.



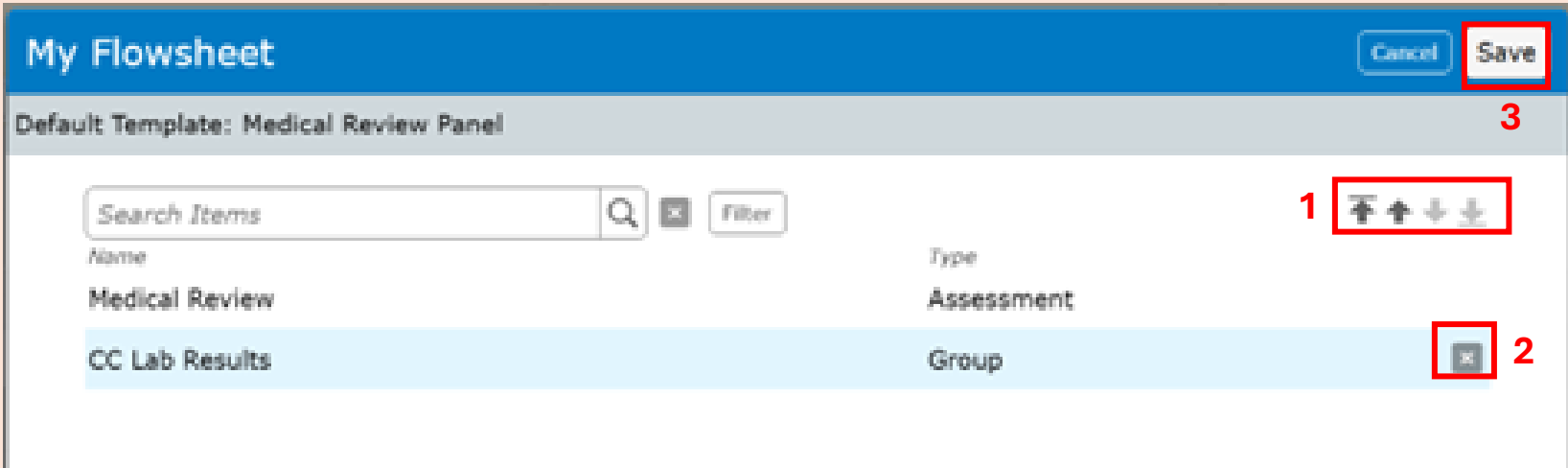
- Tip:** CC Lab Results will allow you to view your patient's blood results from within My Flowsheet.
- You can also review the list of available assessments and clinical panels and select from the list.
- To add a clinical panel group/flowsheet, click on 'Filter' **1** and deselect 'Assessments' **2** – this reduces the displayed items and makes it easier to review. Click on the magnifying glass **3** to display the list.
- To add an assessment (one of the components of a panel) on its own, click on 'Filter' **1** and select 'Assessments' **2** only. Click on the magnifying glass **3** to display the list.



3. Optimising your My Flowsheet layout

- Once an item is added, move the item up or down in the list using the up and down arrows **1**, depending on where you would like it displayed in the chart. Using the **x** on the right side of the item **2**, remove the item from the list. **Note** : The item can be added again later.
- Once you have finished adding or removing items, save your changes. Select the Save button **3**.

Order optimised:



My Flowsheet displays with the sections in desired order:

Return To

Home

Chart

Document

Orders

Discharge

Sign

Workload

Chart Viewer

Menu

More

Help

User

Close

Diagnostics

History & Problems

Summary

Provider Notes

Administrative

Activity

Nurse/Allied Health

Other Clinical

Flowsheets

Medications

Workload Items

Health Mgmt

She/Her/Hers

PCMMedCamilla,TEST DNE

Acute 45, F - 01/01/1980

MRN# X000000187

ADM IN, WHS1F WH122 -A

170cm 75kg

BSA: 1.86m² BMI: 26.0kg/m²

Acc# WH0000228239

Status Not Ordered

No Hx Avail

Search Patient's Chart

Allergies

paracetamol Confusion

Vital Signs

25/08/25 18:00

BP 120/80

Pulse 82

Resp 18

Temp 36.6 C

Active Problems

No Active Problems on File

Full Screen

Viewing: My Flowsheet

for every 1 Hour

Visits

ADM IN - Acct: WH0000228239	12/08/25 10:00-10:59	23/08/25 10:00-10:59	24/08/25 10:00-10:59	25/08/25 18:00-18:59	26/08/25 06:00-06:59	26/08/25 11:00-11:59	26/08/25 12:00-12:59
Medical Review							
EWS Scores							
Temperature Score	0	1	0	0			
NEWS2 Score		7	8				
EWS Care Escalation							
Actions Taken	No escalation --	No escalation --	No escalation --	No escalation --			
CC Lab Results							
Haemoglobin ((120-150) g/L)					130		
Haematocrit ((0.360-0.460) L/L)					0.31 L		
RBC ((3.8-4.8) x10e12/L)					4.0		
MCV ((81-101) fL)					99.0		
Mean Corpuscular Haemoglobin ((27-32) pg)					25.0 L		
Mean Corpuscular Haemoglobin Concen ((315-345) g/L)					333		
RDW ((11.6-14.0) %)					12.0		
Plt Count							