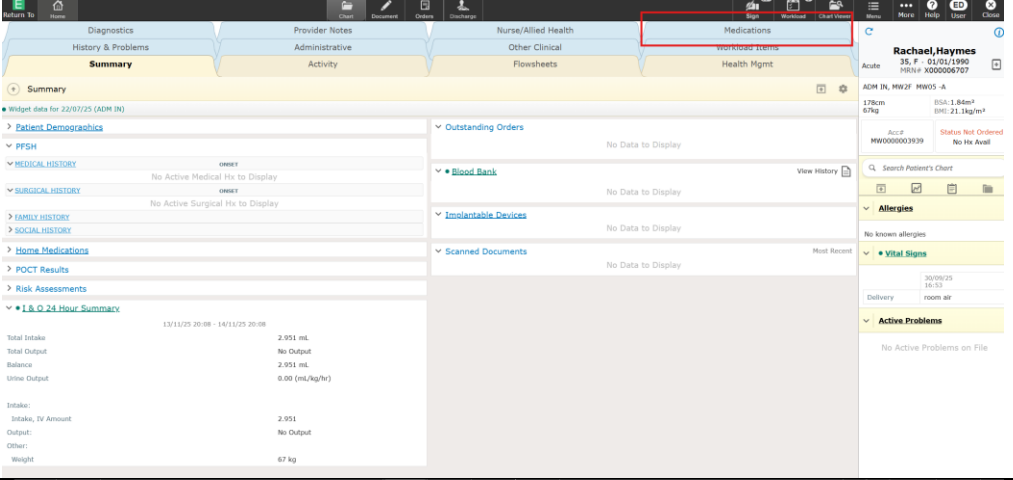
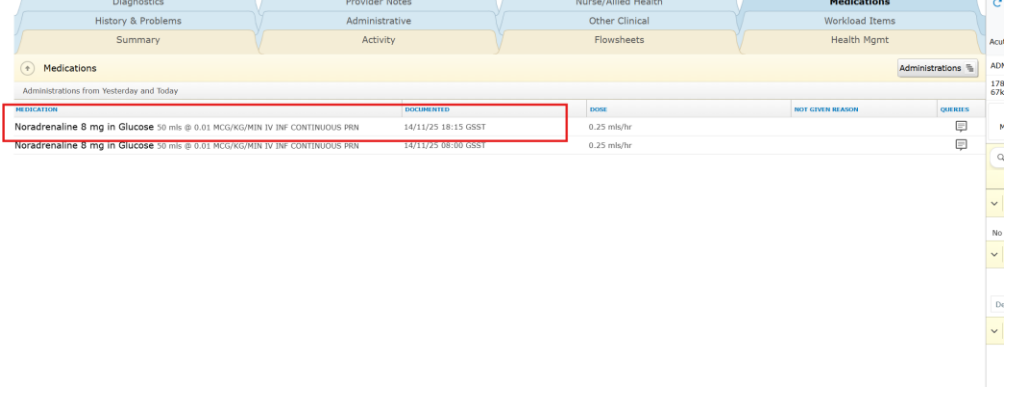


Expanse Tip Sheet

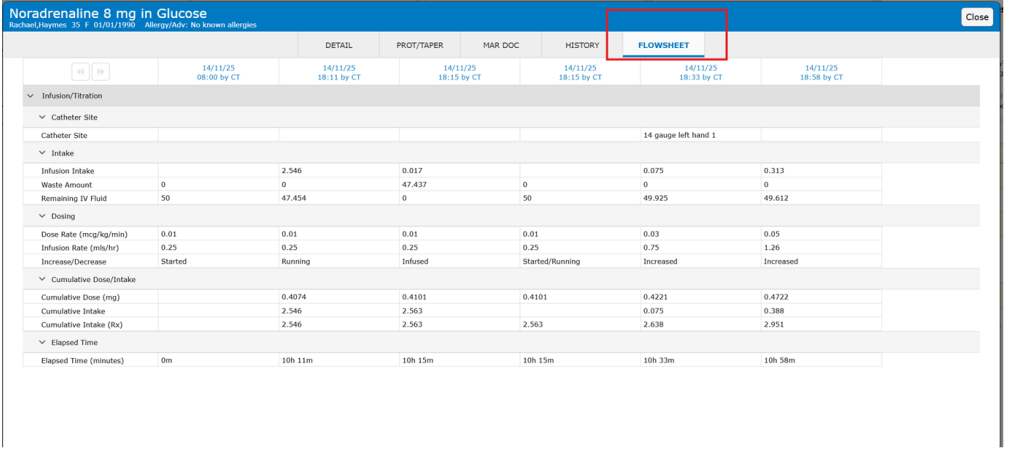
Locating Infusion Flowsheet and Dosing Information in the Chart



Navigate to the patient's chart
And click on the medication tab



Click on the medication



Click on the flowsheet tab to see
the dosing details

Return to

Home

Chart

Document

Orders

Discharge

Sign

Workload

Chat Window

Diagnostics

History & Problems

Summary

Provider Notes

Administrative

Activity

Nurse/Allied Health

Other Clinical

Flowsheets

Medications

Workload Items

Health Mgmt

Medications

Current Infusion/Titration

Documentation Date/Time

28/10/25
15:29
TT

28/10/25
15:31
TT

28/10/25
15:31
TT

28/10/25
15:33
TT

14/11/25
08:00
CT

14/11/25
18:11
CT

14/11/25
18:15
CT

14/11/25
18:15
CT

14/11/25
18:33
CT

14/11/25
18:58
CT

sodium lactate compound 1,000 ml @ 125 mls/hr IV INF_QBH ONE

sodium lactate compound 1,000 ml @ 125 mls/hr IV INF_QBH ONE

Current Rate: 125 mls/hr

T00018183 [inf]

noradrenaline 8 mg In glucose 5% 42 ml @ 0.01 MCG/KG/MIN 0.251 mls/hr IV INF CONTINUOUS PRN

noradrenaline 8 mg In glucose 5% 42 ml @ 0.01 MCG/KG/MIN 0.251 mls/hr IV INF CONTINUOUS PRN

Current Dose: 0.05 mcg/kg/min, 1.26 mls/hr

T00019939 [P] [TI]

Catheter Site

Intake

Infusion Intake					2.546	0.017		0.075	0.313
Waste Amount				0	0	47.437	0	0	0
Remaining IV Fluid			50	47.454	0	50	49.925	49.612	

Dosing

Dose Rate (mcg/kg/min)				0.01	0.01	0.01	0.01	0.03	0.05
Infusion Rate (mls/hr)				0.25	0.25	0.25	0.25	0.75	1.26
Increase/Decrease				Started	Running	Infused	Started/Running	Increased	Increased

Cumulative Dose/Intake

Cumulative Dose (mg)					0.4074	0.4101	0.4101	0.4221	0.4722
Cumulative Intake					2.546	2.563		0.075	0.388
Cumulative Intake (Rx)					2.546	2.563	2.563	2.638	2.951

You can also use the filter in the medication tab to see the current infusion/titration view

