Expanse Tip Sheet

Expanse
usable | workable | safe

PCS Chart Functions

Intake and Output Interpretation

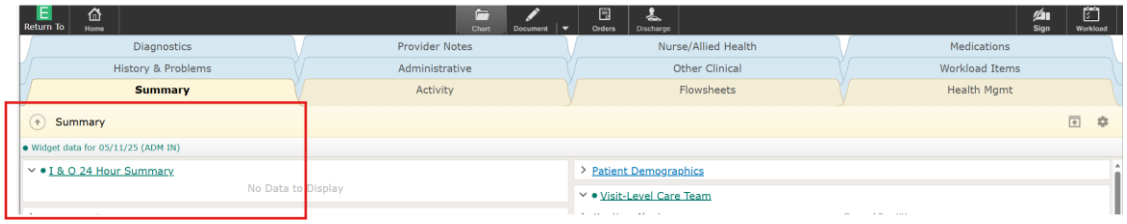

Patient's intake and output can be viewed in detail on the chart using the Intake and Output Widget. Labelled 'I & O 24 Hour Summary' This widget can be found on your patient's Summary

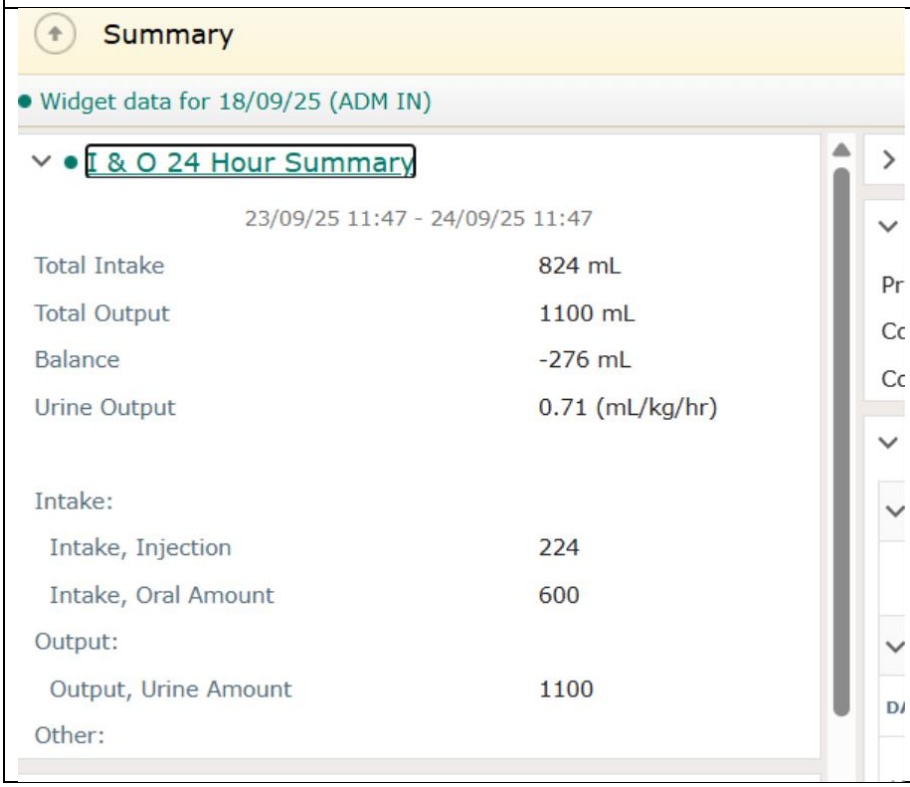

For a more detailed view, you can click on the I&O summary

HCA Healthcare UK

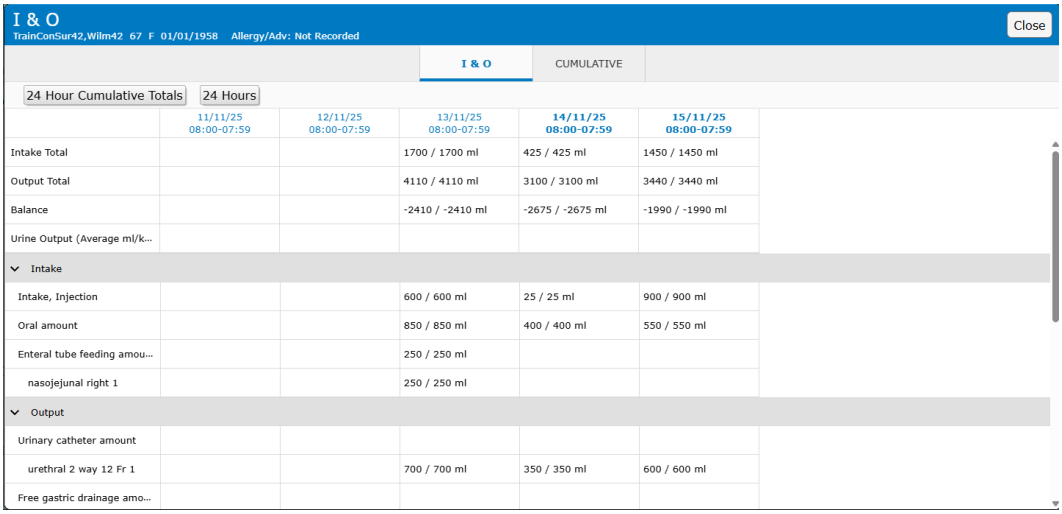

I & O
TrainConSur42,Wilm42 67 F 01/01/1958 Allergy/Adv: Not Recorded
Close

I & O | CUMULATIVE

24 Hour Cumulative Totals | 24 Hours

	11/11/25 08:00-07:59	12/11/25 08:00-07:59	13/11/25 08:00-07:59	14/11/25 08:00-07:59	15/11/25 08:00-07:59
Intake Total			1700 / 1700 ml	425 / 425 ml	1450 / 1450 ml
Output Total			4110 / 4110 ml	3100 / 3100 ml	3440 / 3440 ml
Balance			-2410 / -2410 ml	-2675 / -2675 ml	-1990 / -1990 ml
Urine Output (Average ml/k...					
Intake					
Intake, Injection			600 / 600 ml	25 / 25 ml	900 / 900 ml
Oral amount			850 / 850 ml	400 / 400 ml	550 / 550 ml
Enteral tube feeding amou...			250 / 250 ml		
nasojejunal right 1			250 / 250 ml		
Output					
Urinary catheter amount					
urethral 2 way 12 Fr 1			700 / 700 ml	350 / 350 ml	600 / 600 ml
Free gastric drainage amo...					

The 24-hour fluid balance is calculated from 08:00-07:59, which means the 24-hour period crosses two dates. Expanse allocates the 24-hour balance to the day when the 08.00-07.59 period finishes, so if the 24-hour cumulative balance runs from 08:00 on 14th November to 07:59 on 15th November, it will label it under the 15th of November column.

- Total fluid balance from 8am today can be viewed in the most recent date column (this will appear as tomorrow's date as the 24-hour period finishes at 07.59 tomorrow)
- The most recent complete 24-hour cumulative balance can be viewed in the column with today's date

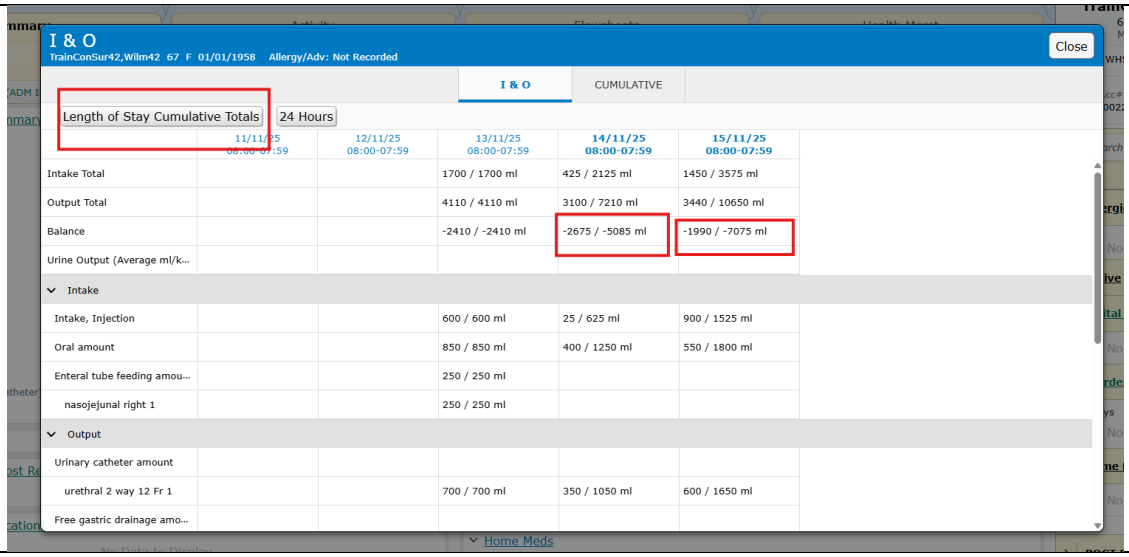

I & O
TrainConSur42,Wilm42 67 F 01/01/1958 Allergy/Adv: Not Recorded
Close

I & O | CUMULATIVE

Length of Stay Cumulative Totals | 24 Hours

	11/11/25 08:00-07:59	12/11/25 08:00-07:59	13/11/25 08:00-07:59	14/11/25 08:00-07:59	15/11/25 08:00-07:59
Intake Total			1700 / 1700 ml	425 / 2125 ml	1450 / 3575 ml
Output Total			4110 / 4110 ml	3100 / 7210 ml	3440 / 10650 ml
Balance			-2410 / -2410 ml	-2675 / -5085 ml	-1990 / -7075 ml
Urine Output (Average ml/k...					
Intake					
Intake, Injection			600 / 600 ml	25 / 625 ml	900 / 1525 ml
Oral amount			850 / 850 ml	400 / 1250 ml	550 / 1800 ml
Enteral tube feeding amou...			250 / 250 ml		
nasojejunal right 1			250 / 250 ml		
Output					
Urinary catheter amount					
urethral 2 way 12 Fr 1			700 / 700 ml	350 / 1050 ml	600 / 1650 ml
Free gastric drainage amo...					

Home Meds

You can adjust the view to length of stay cumulative, so you can see daily balance and the cumulative.

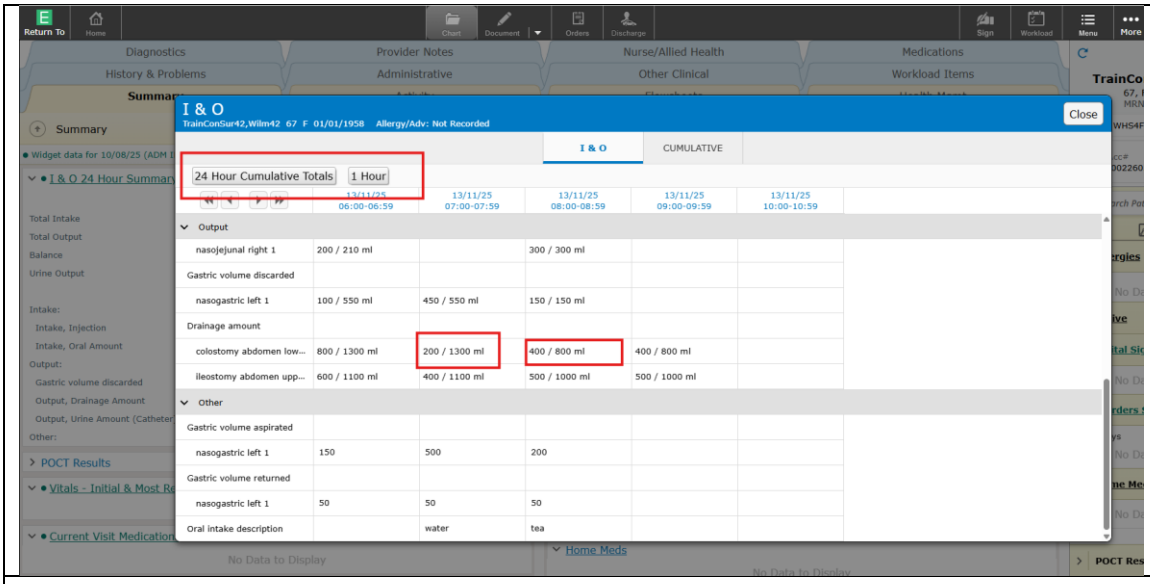

These fields below house the details for intake and output. You can click on an item to see the details

The system resets at 08:00 each day.

When viewing hourly and you update the 09:00 output, it also updates the 08:00 entry to reflect the cumulative total for the current 24-hour period.

For example: At 08:00, the value might show **400/400**. After the 09:00 update, the 08:00 entry changes to **400/800**, and this pattern continues for the rest of that 24-hour period.

On paper it would have looked:

08:00 400/400
09:00 400/800
10:00 200/1000

Whereas on Expanse

at 08:00
08:00 400/400

at 09:00

08:00 400/800
09:00 400/800

at 10:00

08:00 400/1000
09:00 400/1000
10:00 200/1000

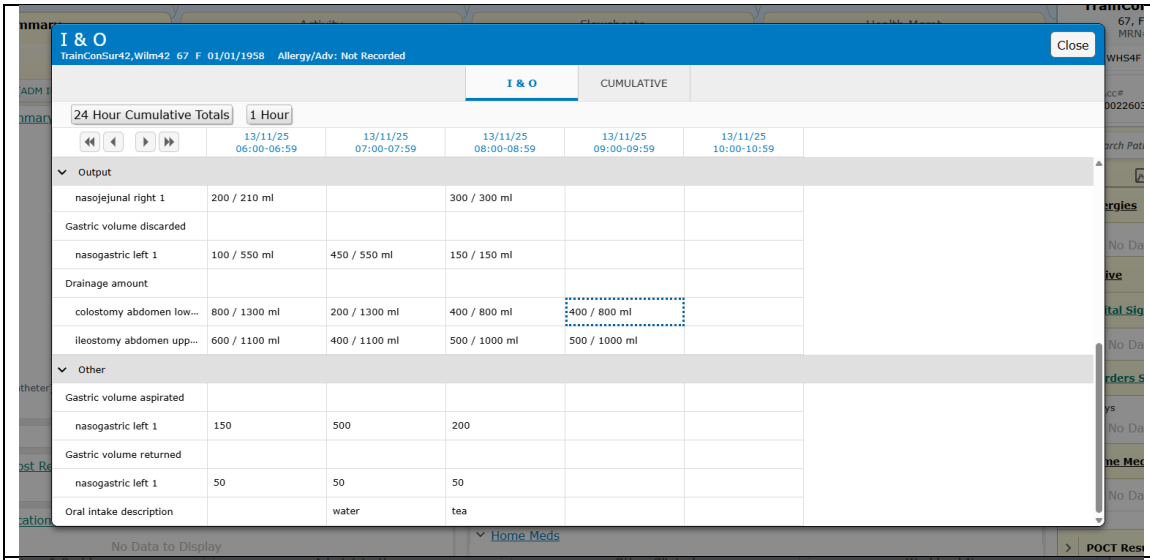

To drill down further, click through on a particular item

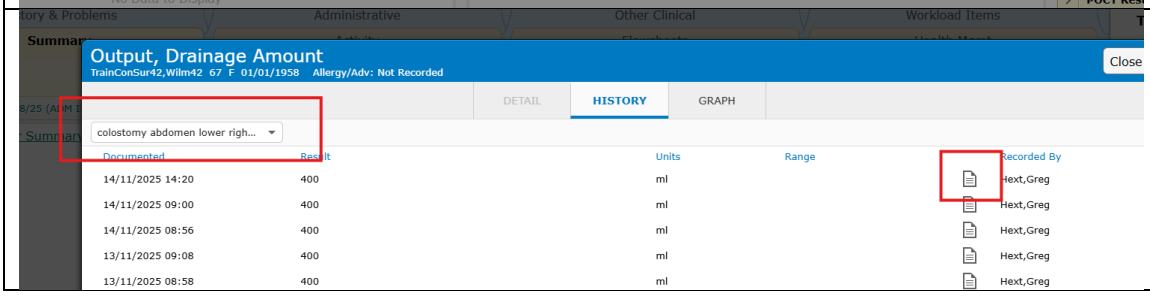

This takes you to each documented occurrence; you can also toggle between drains or click on the file to view the assessment recorded at that hour.